



RANCHO MURIETA COMMUNITY SERVICES DISTRICT

15160 Jackson Road, Rancho Murieta, CA 95683

Office - 916-354-3700 * Fax - 916-354-2082

FINANCE COMMITTEE

(Directors John Merchant and Martin Pohl)

Regular Meeting

January 4, 2022 at 10:00 a.m.

This meeting will be held via ZOOM video conference only. You can join the conference by (1) logging on to <https://us02web.zoom.us/j/81300753096>, entering Meeting ID no. 813 0075 3096, and using the audio on your computer, or (2) dialing into 1-669-900-9128 and entering the meeting code 813 0075 3096. Those wishing to join with audio only can simply call the telephone number above and enter the code. Participants wishing to join the call anonymously have the option of dialing *67 from their phone. Please refer to your telephone service provider for specific instructions. ***PLEASE NOTE – MOBILE DEVICE USERS MAY NEED TO INSTALL AN APP PRIOR TO USE AND MAC AND PC DESKTOP AND LAPTOP USES WILL REQUIRE YOU TO RUN A ZOOM INSTALLER APPLICATION – PLEASE FOLLOW DIRECTIONS AS PROVIDED BY ZOOM. IT IS RECOMMENDED YOU ATTEMPT TO LOGIN AT LEAST 5 MINUTES BEFORE THE START OF THE MEETING.***

AGENDA

1. Call to Order
2. Consider Finding That as a Result of the COVID-19 Emergency: (i) Meeting in Person Would Present Imminent Risks to the Health or Safety of Attendees; and (ii) the Meeting is Authorized to be Held by Teleconference Pursuant to Gov. Code, § 54953, subd. (e)(1)(C).
3. Comments from the Public
4. Finance Monthly Updates
 - Recruitment
 - General Update on Current Finance
5. Discuss Rates in Surrounding Districts
6. Security Opinion Poll Update
7. Discuss Board Strategic Planning and Budget Workshop
8. Directors and Staff Comments/Suggestions
9. Adjournment

"In accordance with California Government Code Section 54957.5, any writing or document that is a public record, relates to an open session agenda item and is distributed less than 24 hours prior to a special meeting, will be made available for public inspection in the District offices during normal business hours. If, however, the document is not distributed until the regular meeting to which it relates, then the document or writing will be made available to the public at the location of the meeting."

In compliance with the Americans with Disabilities Act, if you are an individual with a disability and you need a disability-related modification or accommodation to participate in this meeting or need assistance to participate in this teleconference meeting, please contact the District Office at 916-354-3700 or awilder@rmcsd.com. Requests must be made as soon as possible.

Note: This agenda is posted pursuant to the provisions of the Government Code commencing at Section 54950. The date of this posting is December 30, 2021. Posting locations are: 1) District Office; 2) Rancho Murieta Association; 4) Murieta Village Association.

4. Monthly Update - Pending

RMCS D

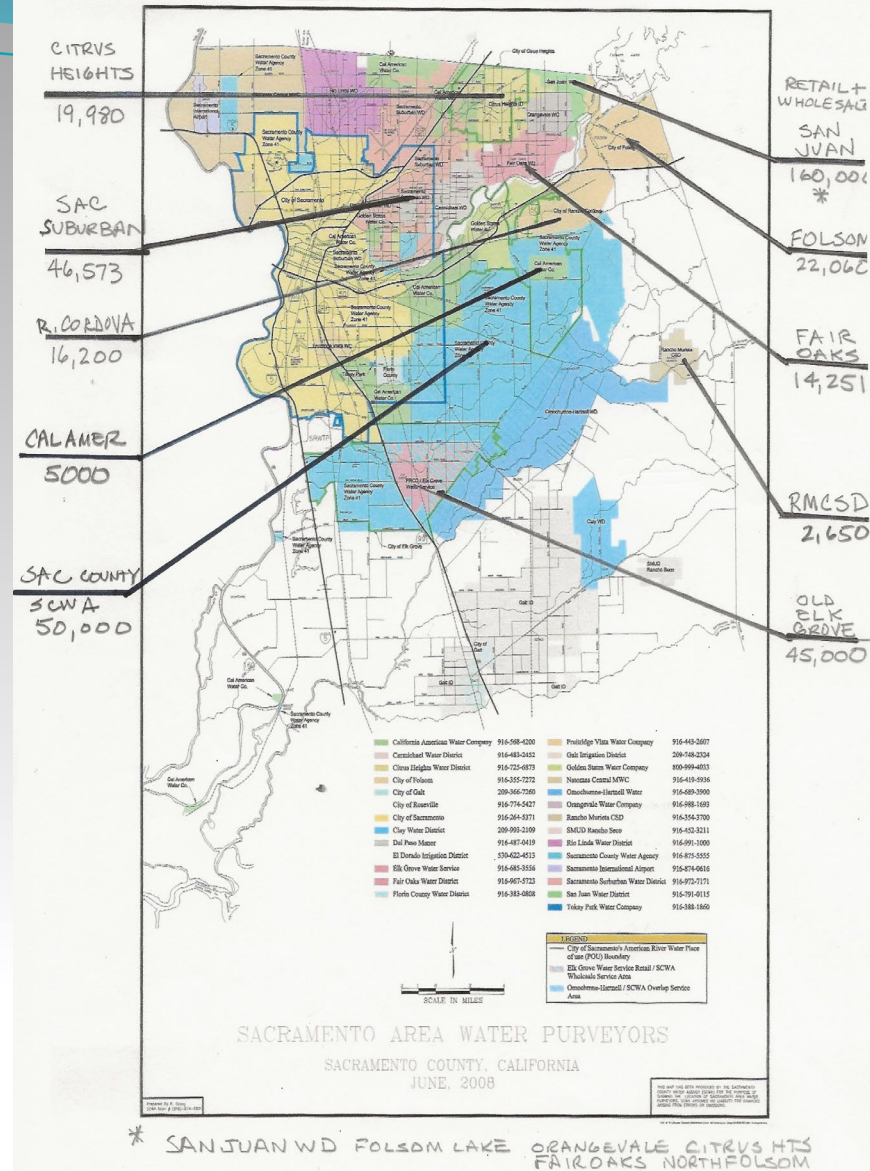
**Competitive Rate Analysis
January 2022**

A COMPARISON OF 10 WATER DISTRICTS

- EACH DISTRICT CHARGES A BASE AND VARIABLE RATE FOR POTABLE WATER
- IN ALL OF THE WATER DISTRICTS STUDIED, ONLY RMCSO PROVIDES ITS OWN SEWER AND WASTEWATER TREATMENT. ALL OTHERS UTILIZE SASD FOR SEWER AND "REGIONAL-SAN" FOR SEWAGE TREATMENT
- THE TEN DISTRICTS UTILIZE FIVE DIFFERENT SOLID WASTE PROVIDERS. SIX USE SACRAMENTO COUNTY, THREE USE THEIR OWN CITY PROVIDER AND RMCSO UTILIZES CAL WASTE
- USING THE "MENU" OF PROVIDERS, WE CAN ADD UP THE TOTAL COST OF UTILITIES IN EACH OF THE DISTRICTS WE COMPARED

COMPARED DISTRICTS

- The 10 Districts serve approx. 350,000 connections
- A \$1 rate increase by RMCS D nets \$2,650 in revenue
- A \$1 rate increase by SCWA nets \$50,000 in revenue

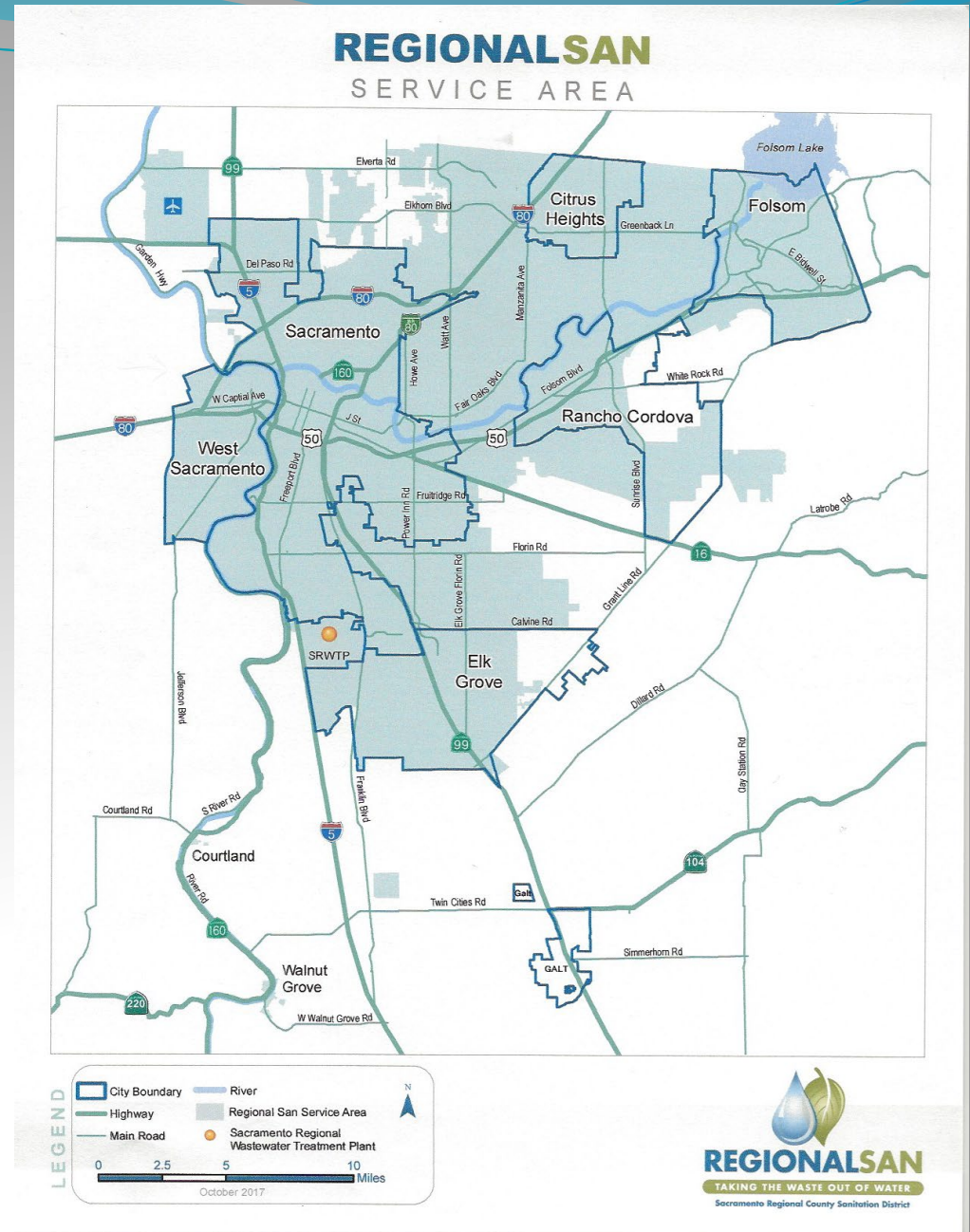


DISTRICTS STUDIED AND CUSTOMERS SERVED

District	# Served	Supply Source
San Juan Water District	160,000	Wholesaler Sells to Orangevale, Citrus Heights, N. Folsom, Fair Oaks Water from Folsom Lake
SCWA	50,000	Numerous zones. Water from wells
Sacramento Suburban	46,500	70 operational wells plus rights to some Sac City and Placer water
City of Elk Grove	45,000	Old Elk Grove is its own water district. West Elk Grove and North get SCWA water
City of Folsom	22,000	Water from Folsom Lake. There are new water charges and Mello Roos for the South Folsom project
City of Citrus Heights	20,000	Water supplied by San Juan since 1951 Folsom Dam Agreement. District is 100 years old
City of Rancho Cordova	16,200	Water from Golden State Water Co, American Water Company and Folsom Water Dist.
City of Fair Oaks	14,000	Water from Folsom Lake. In same agreement as Orangevale and Citrus Heights.
California American	5,000	Private water company services below Cordova and inside the SCWA area. Wells.
RMCS D	2,650	Water from Cosumnes River

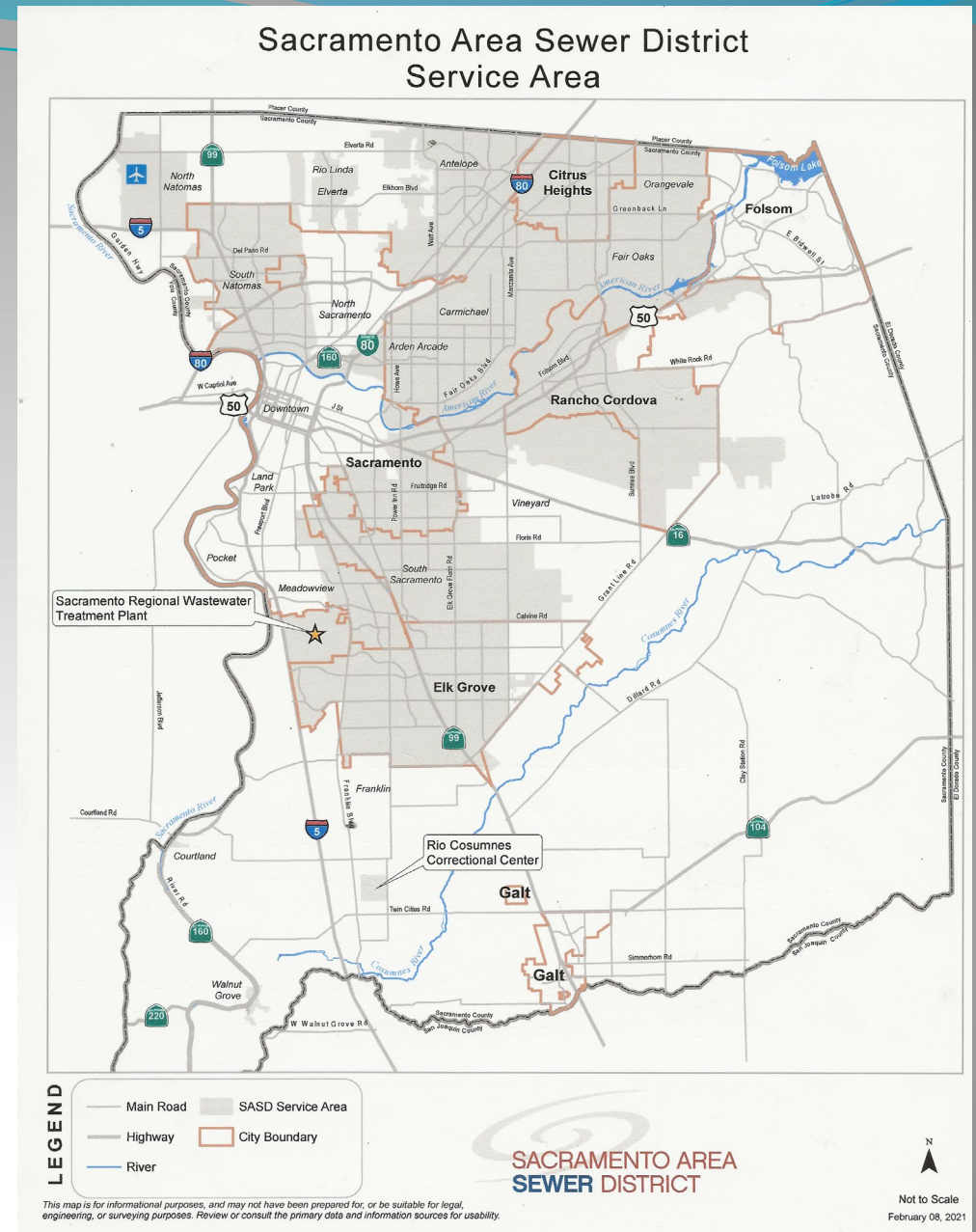
Sacramento County Regional Sanitation District "Regional San"

- \$37/month "Several Years"
- \$330,000,000 Revenue
- Supervisors are Board of Directors
- Serve 1,700,000 people
- RMCSO sewer \$63.01
- RMCSO population 5,903
- RMCSO connections 2,650



Sacramento Area Sewer District

- "4,600 miles of pipe"
- \$19.85 monthly
- Consolidated bi-monthly bill with Regional-San
- Water Billed Separately
- 1,200,000 area customers
- Used by all 9 "comps"



Sewer And Wastewater Comparison

Combined Monthly Cost of SASD and Regional San

\$56.85

RMCCSD Sewer Rate 2020/2021

\$63.01

CSD processes and provides recycled water to RMCC at no charge and must do so to preserve its water rights. Wastewater treatment is conducted to prevent discharge of wastewater into the Cosumnes River.

SOLID WASTE RATES BY DISTRICT

Solid Waste Co.	RATES FOR 60 GALLON CAN
SACRAMENTO COUNTY SOLID WASTE (6 DISTRICTS USE THIS SERVICE)	\$28.55*
CITY OF FOLSOM	\$34.50
CITY OF RANCHO CORDOVA	\$27.59
CITY OF CITRUS HEIGHTS	\$22.52
RMCSD CAL WASTE	\$21.51

*New 2022 rate. 2025 rate will be \$41.03

IF YOU LIVED HERE.....THIS WOULD BE YOUR UTILITY BILL (600 GPD)

DISTRICT	WATER/SEWER/SOLID WASTE
ELK GROVE	\$196.90
RMCS D	\$196.20
CITRUS HEIGHTS	\$195.75
SAN JUAN WATER DIST	\$175.66
SACRAMENTO COUNTY (SCWA)	\$175.72
FAIR OAKS	\$172.69
RANCHO CORDOVA	\$164.79
FOLSOM	\$157.12
SAC SUBURBAN WATER DIST	\$154.03
CALIFORNIA AMERICAN WATER DISTRICT	\$154.03

IMPORTANT "TAKE-AWAYS"

- This analysis does not include a SECURITY TAX. RMCS D ratepayers consider their "utility bill" to be inclusive of security. Prop 218 provides an "average residential bill". Security cannot be considered in a rate analysis. Security must be evaluated on its own merits.
- Security represents \$2,000,000 of the total CSD budget.
- Drainage Taxes paid by RMCS D ratepayers are absorbed in water department base rates or included in the SASD fees paid by other districts. CSD has stand-alone drainage taxes and is not part of the Sacramento County system.
- Our prop 218 notice is incorrect as it reports water per cubic foot. The actual charge is per CCF or hundred cubic feet.
- No other district processes wastewater to the highest quality and provides that water for free to a private entity. This process is a condition of the CSD water right.
- RMCS D will become an Urban Water District when 350 residential connections are added to the system. It is already responsible for quality assurance and reporting that is common to a district that is 100 times its size.
- Our rates are not clearly published on our website. This is common among almost all districts.
- Solid Waste charges represent a significant potential impact on rates. County rates are now available for the next five years and must be compared to our private service rates as those rates become available.
- RMCS D has not educated its ratepayers/consumers as to the competitiveness of its rates. Ratepayers should understand the significant infrastructure and operating costs that come with operating an urban district with a less than urban customer base.
- This survey should be condensed for publication with the Proposition 218 notice. It should be on our website.