



RANCHO MURIETA COMMUNITY SERVICES DISTRICT

15160 Jackson Road, Rancho Murieta, CA 95683

Office - 916-354-3700 Fax – 916-354-2082

COMMUNICATION & TECHNOLOGY COMMITTEE

(Directors Linda Butler and Stephen Booth)

Special Meeting

January 12, 2023 at 8:30 a.m.

This meeting will be held via ZOOM video conference only. You can join the conference by (1) logging on to <https://us02web.zoom.us/j/85322361594>, entering Meeting ID no. 853 2236 1594, and using the audio on your computer, or (2) dialing into 1-669-900-9128 and entering the meeting code 853 2236 1594. Those wishing to join with audio only can simply call the telephone number above and enter the code. Participants wishing to join the call anonymously have the option of dialing *67 from their phone. Please refer to your telephone service provider for specific instructions. **PLEASE NOTE – MOBILE DEVICE USERS MAY NEED TO INSTALL AN APP PRIOR TO USE AND MAC AND PC DESKTOP AND LAPTOP USES WILL REQUIRE YOU TO RUN A ZOOM INSTALLER APPLICATION – PLEASE FOLLOW DIRECTIONS AS PROVIDED BY ZOOM. IT IS RECOMMENDED YOU ATTEMPT TO LOGIN AT LEAST 5 MINUTES BEFORE THE START OF THE MEETING.**

AGENDA

1. Call to Order
2. Consider Finding That as a Result of the COVID-19 Emergency: (i) Meeting in Person Would Present Imminent Risks to the Health or Safety of Attendees; and (ii) the Meeting is Authorized to be Held by Teleconference Pursuant to Gov. Code, § 54953, subd. (e)(1)(C).
3. Welcome Director Booth
4. Comments from the Public
5. Monthly Website and Social Media Update
6. Communications with the Community
7. Directors & Staff Comments/Suggestions
8. Adjournment

"In accordance with California Government Code Section 54957.5, any writing or document that is a public record, relates to an open session agenda item and is distributed less than 24 hours prior to a special meeting, will be made available for public inspection in the District offices during normal business hours. If, however, the document is not distributed until the regular meeting to which it relates, then the document or writing will be made available to the public at the location of the meeting."

In compliance with the Americans with Disabilities Act if you are an individual with a disability and you need a disability-related modification or accommodation to participate in this meeting or need assistance to participate in this teleconference meeting, please contact the District Office at 916-354-3700 or awilder@rmcsd.com. Requests must be made as soon as possible.

Note: This agenda is posted pursuant to the provisions of the Government Code commencing at Section 54950. The date of this posting is December 30, 2022. Posting locations are: 1) District Office; 2) Post Office; 3) Rancho Murieta Association; 4) Murieta Village Association.

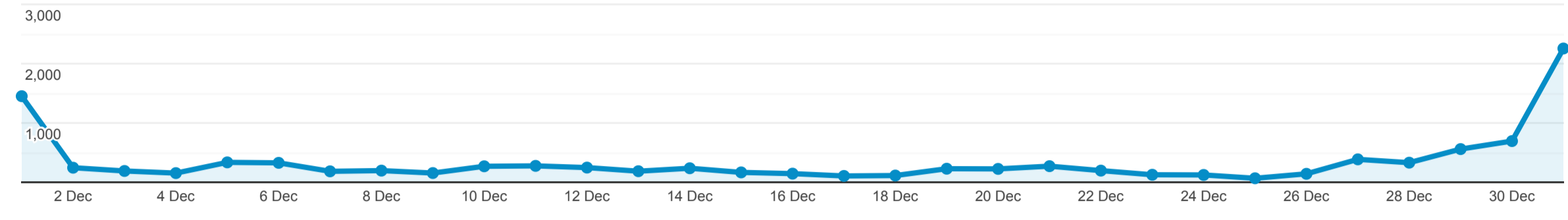
RMCS D Website Stats

1 Dec 2022 - 31 Dec 2022

All Users
100.00% Users

RMCS D Pages

Page Views



Destination Page	Page Views	Unique Page Views	Avg. Time on Page
	10,459 % of Total: 100.00% (10,459)	8,939 % of Total: 100.00% (8,939)	00:01:42 Avg for View: 00:01:42 (0.00%)
1. /deer-creek-scott-road-crossing-stream-gauge	1,857 (17.76%)	1,640 (18.35%)	00:04:28
2. /	1,661 (15.88%)	1,302 (14.57%)	00:00:54
3. /deer-creek-scott-road-crossing-stream-gauge-890f589	397 (3.80%)	374 (4.18%)	00:04:42
4. /how-to-pay-my-bill	371 (3.55%)	240 (2.68%)	00:01:52
5. /employment-opportunities	218 (2.08%)	172 (1.92%)	00:01:09
6. /board-of-directors	205 (1.96%)	152 (1.70%)	00:02:12
7. /district-office-and-phone-numbers	161 (1.54%)	129 (1.44%)	00:01:37
8. /cal-waste-2023-collection-schedule-calendar	145 (1.39%)	105 (1.17%)	00:02:56
9. /cal-waste-2022-collection-schedule-calendar	129 (1.23%)	113 (1.26%)	00:02:59
10. /2022-committee-meetings	110 (1.05%)	65 (0.73%)	00:00:20

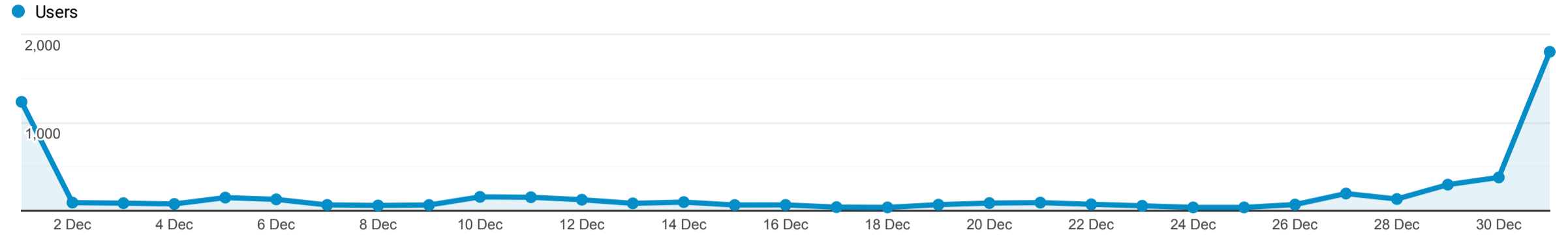
Rows 1 - 10 of 1458

RMCSO Website Stats

1 Dec 2022 - 31 Dec 2022

All Users
100.00% Users

RMCSO Website Visitors



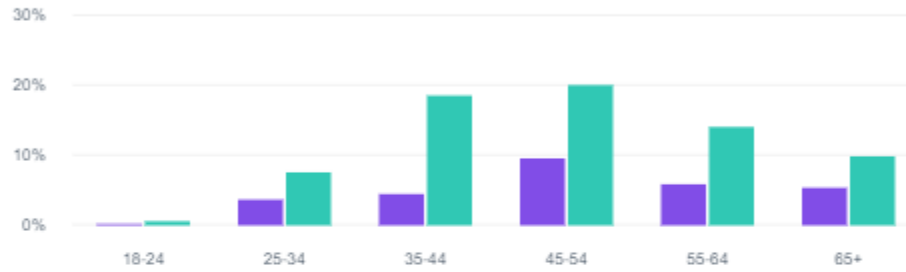
Region	Users	New Users	Hits	Sessions	Number of Sessions per User	Page Views	Pages/Session	Avg. Session Duration
	5,248 % of Total: 100.00% (5,248)	5,032 % of Total: 100.00% (5,032)	10,531 % of Total: 100.00% (10,531)	6,664 % of Total: 100.00% (6,664)	1.27 % of Total: 100.00% (1.27)	10,459 % of Total: 100.00% (10,459)	1.57 Avg for View: 1.57 (0.00%)	00:00:58 Avg for View: 00:00:58 (0.00%)
1. Oregon	2,547 (46.59%)	2,514 (49.96%)	2,708 (25.71%)	2,576 (38.66%)	1.01 (82.97%)	2,680 (25.62%)	1.04	00:00:06
2. California	2,181 (39.89%)	1,919 (38.14%)	6,582 (62.50%)	3,295 (49.44%)	1.51 (123.94%)	6,550 (62.63%)	1.99	00:01:40
3. Washington	228 (4.17%)	166 (3.30%)	400 (3.80%)	257 (3.86%)	1.13 (92.47%)	396 (3.79%)	1.54	00:01:07
4. Virginia	90 (1.65%)	89 (1.77%)	97 (0.92%)	91 (1.37%)	1.01 (82.95%)	94 (0.90%)	1.03	00:00:02
5. Nevada	70 (1.28%)	51 (1.01%)	122 (1.16%)	72 (1.08%)	1.03 (84.38%)	120 (1.15%)	1.67	00:00:48
6. Ohio	48 (0.88%)	48 (0.95%)	51 (0.48%)	48 (0.72%)	1.00 (82.04%)	51 (0.49%)	1.06	00:00:05
7. (not set)	43 (0.79%)	40 (0.79%)	52 (0.49%)	43 (0.65%)	1.00 (82.04%)	52 (0.50%)	1.21	00:00:09
8. Idaho	42 (0.77%)	21 (0.42%)	97 (0.92%)	47 (0.71%)	1.12 (91.80%)	97 (0.93%)	2.06	00:01:11
9. Texas	34 (0.62%)	32 (0.64%)	54 (0.51%)	35 (0.53%)	1.03 (84.45%)	54 (0.52%)	1.54	00:00:28
10. Arizona	17 (0.31%)	14 (0.28%)	68 (0.65%)	20 (0.30%)	1.18 (96.52%)	68 (0.65%)	3.40	00:06:27

Rows 1 - 10 of 71

Audience

Age and Gender

Men 29.00%
Women 71.00%



Location

Cities

Countries

Rancho Murieta, CA	254
Sacramento, CA	13
Elk Grove, CA	10
Sloughhouse, CA	8
Wilton, CA	8

[See more](#)