



RANCHO MURIETA COMMUNITY SERVICES DISTRICT

15160 Jackson Road, Rancho Murieta, CA 95683

Office - 916-354-3700 Fax – 916-354-2082

COMMUNICATION & TECHNOLOGY COMMITTEE

(Directors John Merchant and Linda Butler)

Regular Meeting

November 5, 2020 at 8:30 a.m.

This meeting will be held via ZOOM video conference only pursuant to Gov. Newsom Executive Order N-29-20. You can join the conference by (1) logging on to <https://us02web.zoom.us/j/87120575723>, entering Meeting ID no. 871 2057 5723, and using the audio on your computer, or (2) dialing into 1-669-900-9128 and entering the meeting code 871 2057 5723. Those wishing to join with audio only can simply call the telephone number above and enter the code. Participants wishing to join the call anonymously have the option of dialing *67 from their phone. Please refer to your telephone service provider for specific instructions. ***PLEASE NOTE – MOBILE DEVICE USERS MAY NEED TO INSTALL AN APP PRIOR TO USE AND MAC AND PC DESKTOP AND LAPTOP USES WILL REQUIRE YOU TO RUN A ZOOM INSTALLER APPLICATION – PLEASE FOLLOW DIRECTIONS AS PROVIDED BY ZOOM. IT IS RECOMMENDED YOU ATTEMPT TO LOGIN AT LEAST 5 MINUTES BEFORE THE START OF THE MEETING.***

AGENDA

1. Call to Order
2. Comments from the Public
3. Monthly Website and Social Media Update
4. Communication About Laguna Joaquin
5. Discuss Pipeline
6. Keeping Track of What's Going on in the Communications Committee
7. Directors & Staff Comments/Suggestions [no action]
8. Adjournment

"In accordance with California Government Code Section 54957.5, any writing or document that is a public record, relates to an open session agenda item and is distributed less than 24 hours prior to a special meeting, will be made available for public inspection in the District offices during normal business hours. If, however, the document is not distributed until the regular meeting to which it relates, then the document or writing will be made available to the public at the location of the meeting."

In compliance with the Americans with Disabilities Act and Executive Order No. N-29-20, if you are an individual with a disability and you need a disability-related modification or accommodation to participate in this meeting or need assistance to participate in this teleconference meeting, please contact the District Office at 916-354-3700 or awilder@rmcsd.com. Requests must be made as soon as possible.

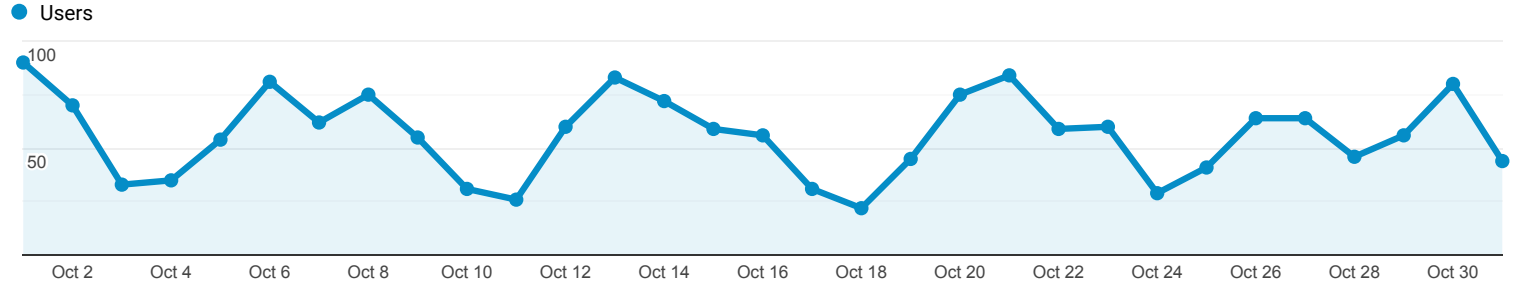
Note: This agenda is posted pursuant to the provisions of the Government Code commencing at Section 54950. The date of this posting is October 30, 2020. Posting locations are: 1) District Office; 2) Post Office; 3) Rancho Murieta Association; 4) Murieta Village Association.

RMCS D Website Stats

Oct 1, 2020 - Oct 31, 2020

All Users
100.00% Users

RMCS D Website Visitors



Region	Users	New Users	Hits	Sessions	Number of Sessions per User	Pageviews	Pages / Session	Avg. Session Duration
	1,301 % of Total: 100.00% (1,301)	1,124 % of Total: 100.00% (1,124)	5,036 % of Total: 100.00% (5,036)	2,100 % of Total: 100.00% (2,100)	1.61 % of Total: 100.00% (1.61)	4,997 % of Total: 100.00% (4,997)	2.38 Avg for View: 2.38 (0.00%)	00:02:27 Avg for View: 00:02:27 (0.00%)
1. California	943 (72.04%)	774 (68.86%)	4,383 (87.03%)	1,718 (81.81%)	1.82 (113.56%)	4,348 (87.01%)	2.53	00:02:51
2. Virginia	70 (5.35%)	70 (6.23%)	71 (1.41%)	71 (3.38%)	1.01 (63.22%)	71 (1.42%)	1.00	00:00:00
3. (not set)	43 (3.28%)	40 (3.56%)	49 (0.97%)	44 (2.10%)	1.02 (63.78%)	48 (0.96%)	1.09	00:00:01
4. Ohio	34 (2.60%)	34 (3.02%)	42 (0.83%)	34 (1.62%)	1.00 (62.33%)	42 (0.84%)	1.24	00:00:01
5. Texas	29 (2.22%)	28 (2.49%)	45 (0.89%)	30 (1.43%)	1.03 (64.48%)	45 (0.90%)	1.50	00:00:31
6. Wyoming	18 (1.38%)	18 (1.60%)	19 (0.38%)	18 (0.86%)	1.00 (62.33%)	19 (0.38%)	1.06	<00:00:01
7. Illinois	16 (1.22%)	16 (1.42%)	19 (0.38%)	16 (0.76%)	1.00 (62.33%)	18 (0.36%)	1.12	00:00:42
8. Washington	15 (1.15%)	14 (1.25%)	32 (0.64%)	15 (0.71%)	1.00 (62.33%)	31 (0.62%)	2.07	00:00:50
9. New York	14 (1.07%)	10 (0.89%)	47 (0.93%)	18 (0.86%)	1.29 (80.14%)	47 (0.94%)	2.61	00:01:05
10. Iowa	12 (0.92%)	12 (1.07%)	12 (0.24%)	12 (0.57%)	1.00 (62.33%)	12 (0.24%)	1.00	00:00:00

Rows 1 - 10 of 59

RMCS D Website Stats

SAVE EXPORT SHARE

Oct 1, 2020 - Oct 31, 2020

All Users
100.00% Users

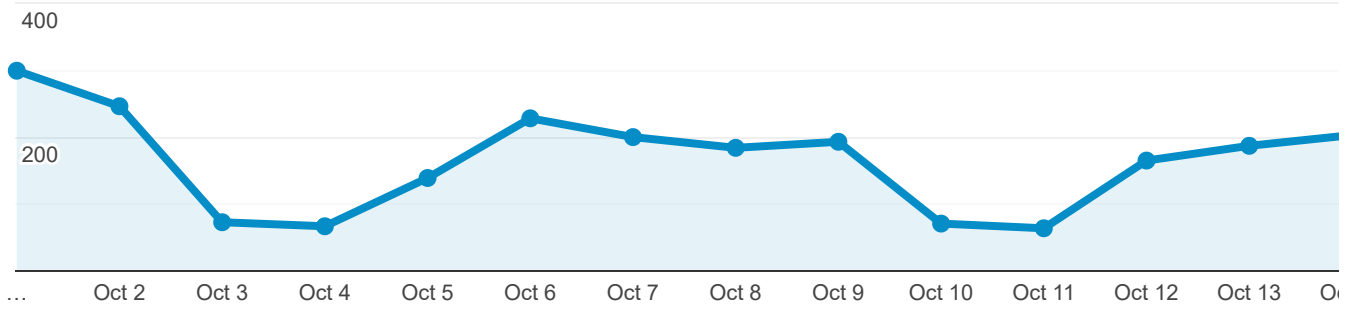
+ Add Segment

RMCS D Website Visitors RMCS D Pages

Pageviews vs. [Select a metric](#)

Day Week Month

● Pageviews



Primary Dimension: **Destination Page**

Plot Rows Secondary dimension

advanced

Sort Type: Default

<input type="checkbox"/>	Destination Page	Pageviews	Unique Pageviews	Avg. Time on Page
		4,997 % of Total: 100.00% (4,997)	4,050 % of Total: 100.00% (4,050)	00:01:47 Avg for View: 00:01:47 (0.00%)
<input type="checkbox"/>	1. /	1,394 (27.90%)	1,100 (27.16%)	00:01:05
<input type="checkbox"/>	2. /how-to-pay-my-bill	307 (6.14%)	207 (5.11%)	00:01:44
<input type="checkbox"/>	3. /employment-opportunities	255 (5.10%)	202 (4.99%)	00:02:09
<input type="checkbox"/>	4. /2020-board-meetings	165 (3.30%)	133 (3.28%)	00:05:17
<input type="checkbox"/>	5. /2020-committee-meetings	156 (3.12%)	124 (3.06%)	00:04:56
<input type="checkbox"/>	6. /district-office-and-phone-numbers	120 (2.40%)	99 (2.44%)	00:01:53
<input type="checkbox"/>	7. /request-for-proposals-ebc2aec	118 (2.36%)	107 (2.64%)	00:03:09

<input type="checkbox"/>	Destination Page	Pageviews	Unique Pageviews	Avg. Time on Page
		4,997 % of Total: 100.00% (4,997)	4,050 % of Total: 100.00% (4,050)	00:01:47 Avg for View: 00:01:47 (0.00%)
<input type="checkbox"/>	8. /development-projects	92 (1.84%)	60 (1.48%)	00:01:58
<input type="checkbox"/>	9. /board-meeting-archive	85 (1.70%)	57 (1.41%)	00:00:26
<input type="checkbox"/>	10. /salary-schedules	77 (1.54%)	66 (1.63%)	00:05:37
<input type="checkbox"/>	11. /update-your-visitor-information	73 (1.46%)	64 (1.58%)	00:01:51
<input type="checkbox"/>	12. /security-department	68 (1.36%)	58 (1.43%)	00:01:20
<input type="checkbox"/>	13. /board-of-directors	65 (1.30%)	54 (1.33%)	00:00:35
<input type="checkbox"/>	14. /quick-links-security-log	60 (1.20%)	53 (1.31%)	00:03:48
<input type="checkbox"/>	15. /vote-here	55 (1.10%)	51 (1.26%)	00:02:59
<input type="checkbox"/>	16. /2020-pipeline-newsletter	53 (1.06%)	41 (1.01%)	00:02:17
<input type="checkbox"/>	17. /utilities-0264f3a	53 (1.06%)	34 (0.84%)	00:01:49
<input type="checkbox"/>	18. /district-staff	49 (0.98%)	42 (1.04%)	00:00:26
<input type="checkbox"/>	19. /sign-up-for-e-billing	49 (0.98%)	44 (1.09%)	00:01:21
<input type="checkbox"/>	20. /services-provided	46 (0.92%)	39 (0.96%)	00:00:12
<input type="checkbox"/>	21. /2020-10-21-board-of-directors-meeting	45 (0.90%)	34 (0.84%)	00:05:29
<input type="checkbox"/>	22. /solid-waste-frequently-asked-questions-2201ffa	41 (0.82%)	38 (0.94%)	00:04:30
<input type="checkbox"/>	23. /committee-meetings	40 (0.80%)	32 (0.79%)	00:00:14
<input type="checkbox"/>	24. /security-news-and-updates	40 (0.80%)	35 (0.86%)	00:02:53
<input type="checkbox"/>	25. /rancho-murieta-water-3f7731c	39 (0.78%)	29 (0.72%)	00:01:21

Show rows: Go to: 1 - 25 of 354



This report was generated on 11/4/20 at 2:35:27 PM - [Refresh Report](#)

Page Summary Last 28 days *

Export Data 

Results from Oct 7, 2020 - Nov 3, 2020


Note: Does not include today's data. Insights activity is reported in the Pacific time zone. Ads activity is reported in the time zone of your ad account.

 Organic  Paid

Actions on Page 

October 7 - November 3

7

Total Actions on Page  100%




Page Views 

October 7 - November 3

67

Total Page Views  6%



Page Previews 

October 7 - November 3



We have insufficient data to show for the selected time period.

Page Likes 

October 7 - November 3

2

Page Likes  50%




Post Reach 

October 7 - November 3

251

People Reached  8%



Story Reach 

October 7 - November 3

Get Story Insights

See stats on how your Page's recent stories have performed.


[Learn More](#)

Recommendations 

October 7 - November 3



We have insufficient data to show for the selected time period.

Post Engagement 

October 7 - November 3

33

Post Engagement  55%



Videos 

October 7 - November 3



We have insufficient data to show for the selected time period.

Page Followers 

October 7 - November 3

2

Page Followers  50%

