



## RANCHO MURIETA COMMUNITY SERVICES DISTRICT

15160 Jackson Road, Rancho Murieta, CA 95683

Office - 916-354-3700 Fax – 916-354-2082

### COMMUNICATION & TECHNOLOGY COMMITTEE

*(Directors Linda Butler and Stephen Booth)*

Regular Meeting

May 4, 2023 at 8:30 a.m.

All persons present at District meetings will place their cellular devices in silent and/or vibrate mode (no ringing of any kind). During meetings, these devices will be used only for emergency purposes and, if used, the party called/calling will exit the meeting room for conversation. Other electronic and internet enabled devices are to be used in the “silent” mode. Under no circumstances will recording devices or problems associated with them be permitted to interrupt or delay District meetings.

#### AGENDA

- 1. Call to Order**
- 2. Comments from the Public**
- 3. Monthly Website and Social Media Update**
- 4. Discuss the Purpose of the Communications and Technology Committee**
- 5. Discuss Articles for the Pipeline...New Approach**
- 6. Directors & Staff Comments/Suggestions**
- 7. Adjournment**

"In accordance with California Government Code Section 54957.5, any writing or document that is a public record, relates to an open session agenda item and is distributed less than 24 hours prior to a special meeting, will be made available for public inspection in the District offices during normal business hours. If, however, the document is not distributed until the regular meeting to which it relates, then the document or writing will be made available to the public at the location of the meeting."

In compliance with the Americans with Disabilities Act if you are an individual with a disability and you need a disability-related modification or accommodation to participate in this meeting or need assistance to participate in this teleconference meeting, please contact the District Office at 916-354-3700 or [awilder@rmcsd.com](mailto:awilder@rmcsd.com). Requests must be made as soon as possible.

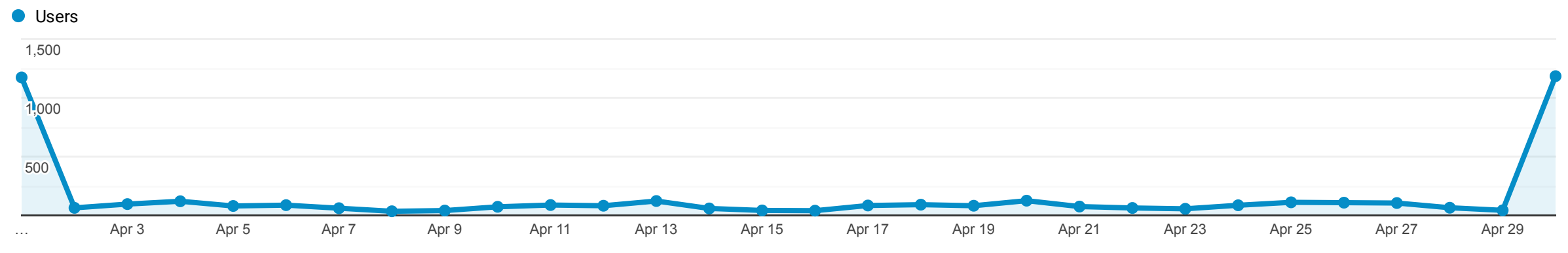
Note: This agenda is posted pursuant to the provisions of the Government Code commencing at Section 54950. The date of this posting is April 27, 2023. Posting locations are: 1) District Office; 2) Post Office; 3) Rancho Murieta Association; 4) Murieta Village Association.

RMCS D Website Stats

Apr 1, 2023 - Apr 30, 2023

All Users  
100.00% Users

RMCS D Website Visitors



Region	Users	New Users	Hits	Sessions	Number of Sessions per User	Pageviews	Pages / Session	Avg. Session Duration
	<b>4,026</b> % of Total: 100.00% (4,026)	<b>3,816</b> % of Total: 100.03% (3,815)	<b>8,424</b> % of Total: 100.00% (8,424)	<b>4,853</b> % of Total: 100.00% (4,853)	<b>1.21</b> % of Total: 100.00% (1.21)	<b>8,332</b> % of Total: 100.00% (8,332)	<b>1.72</b> Avg for View: 1.72 (0.00%)	<b>00:01:01</b> Avg for View: 00:01:01 (0.00%)
1. Oregon	<b>2,429</b> (58.97%)	<b>2,411</b> (63.18%)	<b>2,556</b> (30.34%)	<b>2,439</b> (50.26%)	<b>1.00</b> (85.22%)	<b>2,532</b> (30.39%)	<b>1.04</b>	<b>00:00:01</b>
2. California	<b>1,114</b> (27.05%)	<b>907</b> (23.77%)	<b>4,661</b> (55.33%)	<b>1,779</b> (36.66%)	<b>1.60</b> (135.54%)	<b>4,630</b> (55.57%)	<b>2.60</b>	<b>00:02:16</b>
3. Washington	<b>126</b> (3.06%)	<b>102</b> (2.67%)	<b>285</b> (3.38%)	<b>139</b> (2.86%)	<b>1.10</b> (93.63%)	<b>266</b> (3.19%)	<b>1.91</b>	<b>00:00:46</b>
4. (not set)	<b>101</b> (2.45%)	<b>98</b> (2.57%)	<b>134</b> (1.59%)	<b>103</b> (2.12%)	<b>1.02</b> (86.56%)	<b>133</b> (1.60%)	<b>1.29</b>	<b>00:00:16</b>
5. Virginia	<b>70</b> (1.70%)	<b>70</b> (1.83%)	<b>72</b> (0.85%)	<b>70</b> (1.44%)	<b>1.00</b> (84.88%)	<b>71</b> (0.85%)	<b>1.01</b>	<b>&lt;00:00:01</b>
6. Nevada	<b>58</b> (1.41%)	<b>36</b> (0.94%)	<b>166</b> (1.97%)	<b>59</b> (1.22%)	<b>1.02</b> (86.34%)	<b>166</b> (1.99%)	<b>2.81</b>	<b>00:04:15</b>
7. Idaho	<b>14</b> (0.34%)	<b>10</b> (0.26%)	<b>36</b> (0.43%)	<b>14</b> (0.29%)	<b>1.00</b> (84.88%)	<b>36</b> (0.43%)	<b>2.57</b>	<b>00:04:24</b>
8. Texas	<b>13</b> (0.32%)	<b>12</b> (0.31%)	<b>43</b> (0.51%)	<b>17</b> (0.35%)	<b>1.31</b> (110.99%)	<b>43</b> (0.52%)	<b>2.53</b>	<b>00:02:51</b>
9. New York	<b>11</b> (0.27%)	<b>8</b> (0.21%)	<b>31</b> (0.37%)	<b>18</b> (0.37%)	<b>1.64</b> (138.89%)	<b>31</b> (0.37%)	<b>1.72</b>	<b>00:00:23</b>
10. Florida	<b>10</b> (0.24%)	<b>7</b> (0.18%)	<b>17</b> (0.20%)	<b>12</b> (0.25%)	<b>1.20</b> (101.85%)	<b>17</b> (0.20%)	<b>1.42</b>	<b>00:00:19</b>

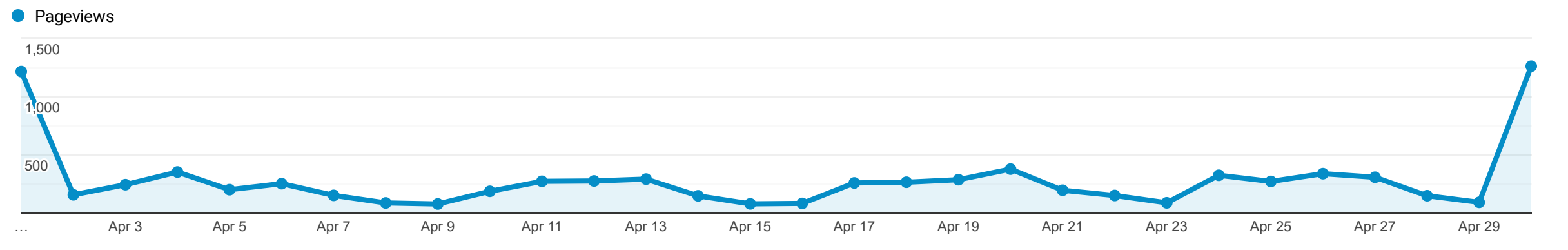
Rows 1 - 10 of 81

RMCSO Website Stats

Apr 1, 2023 - Apr 30, 2023

All Users  
100.00% Users

RMCSO Pages



Destination Page	Pageviews	Unique Pageviews	Avg. Time on Page
	<b>8,332</b> % of Total: 100.00% (8,332)	<b>7,087</b> % of Total: 100.00% (7,087)	<b>00:01:26</b> Avg for View: 00:01:26 (0.00%)
1. /	<b>1,589</b> (19.07%)	<b>1,214</b> (17.13%)	00:00:56
2. /employment-opportunities	<b>466</b> (5.59%)	<b>329</b> (4.64%)	00:01:23
3. /how-to-pay-my-bill	<b>351</b> (4.21%)	<b>219</b> (3.09%)	00:01:36
4. /district-office-and-phone-numbers	<b>222</b> (2.66%)	<b>183</b> (2.58%)	00:01:53
5. /board-of-directors	<b>207</b> (2.48%)	<b>143</b> (2.02%)	00:01:33
6. /salary-schedules	<b>138</b> (1.66%)	<b>108</b> (1.52%)	00:02:11
7. /board-of-directors-of-meetings	<b>113</b> (1.36%)	<b>87</b> (1.23%)	00:00:54
8. /district-staff	<b>84</b> (1.01%)	<b>76</b> (1.07%)	00:00:36
9. /2023-committee-meetings	<b>83</b> (1.00%)	<b>51</b> (0.72%)	00:00:14
10. /development-projects	<b>76</b> (0.91%)	<b>51</b> (0.72%)	00:01:00

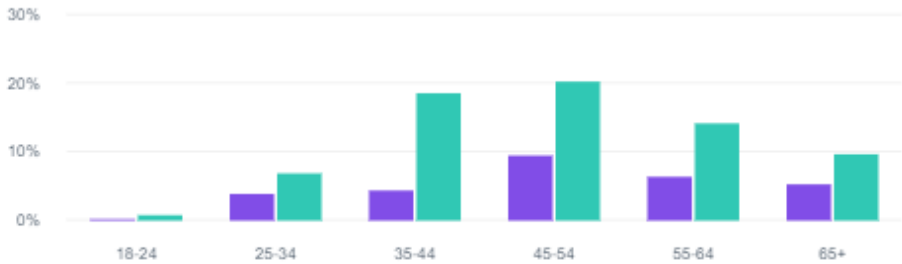
Rows 1 - 10 of 1473

# Audience

[Create a post](#)

## Age and Gender

Men 29.40%  
Women 70.60%



## Location

[Cities](#) [Countries](#)

Rancho Murieta, CA	254
Sacramento, CA	12
Elk Grove, CA	8
Sloughhouse, CA	8
Wilton, CA	8

[See more](#)