



RANCHO MURIETA COMMUNITY SERVICES DISTRICT

15160 Jackson Road, Rancho Murieta, CA 95683

Office - 916-354-3700 Fax – 916-354-2082

COMMUNICATION & TECHNOLOGY COMMITTEE

(Directors John Merchant and Linda Butler)

Regular Meeting

July 7, 2022 at 8:30 a.m.

This meeting will be held via ZOOM video conference only. You can join the conference by (1) logging on to <https://us02web.zoom.us/j/88540387494>, entering Meeting ID no. 885 4038 7494, and using the audio on your computer, or (2) dialing into 1-669-900-9128 and entering the meeting code 885 4038 7494. Those wishing to join with audio only can simply call the telephone number above and enter the code. Participants wishing to join the call anonymously have the option of dialing *67 from their phone. Please refer to your telephone service provider for specific instructions. **PLEASE NOTE – MOBILE DEVICE USERS MAY NEED TO INSTALL AN APP PRIOR TO USE AND MAC AND PC DESKTOP AND LAPTOP USES WILL REQUIRE YOU TO RUN A ZOOM INSTALLER APPLICATION – PLEASE FOLLOW DIRECTIONS AS PROVIDED BY ZOOM. IT IS RECOMMENDED YOU ATTEMPT TO LOGIN AT LEAST 5 MINUTES BEFORE THE START OF THE MEETING.**

AGENDA

1. Call to Order
2. Consider Finding That as a Result of the COVID-19 Emergency: (i) Meeting in Person Would Present Imminent Risks to the Health or Safety of Attendees; and (ii) the Meeting is Authorized to be Held by Teleconference Pursuant to Gov. Code, § 54953, subd. (e)(1)(C).
3. Comments from the Public
4. Monthly Website and Social Media Update
5. Discuss Reservoir Information and Education Ad Hoc Committee
6. Directors & Staff Comments/Suggestions
7. Adjournment

"In accordance with California Government Code Section 54957.5, any writing or document that is a public record, relates to an open session agenda item and is distributed less than 24 hours prior to a special meeting, will be made available for public inspection in the District offices during normal business hours. If, however, the document is not distributed until the regular meeting to which it relates, then the document or writing will be made available to the public at the location of the meeting."

In compliance with the Americans with Disabilities Act if you are an individual with a disability and you need a disability-related modification or accommodation to participate in this meeting or need assistance to participate in this teleconference meeting, please contact the District Office at 916-354-3700 or awilder@rmcsd.com. Requests must be made as soon as possible.

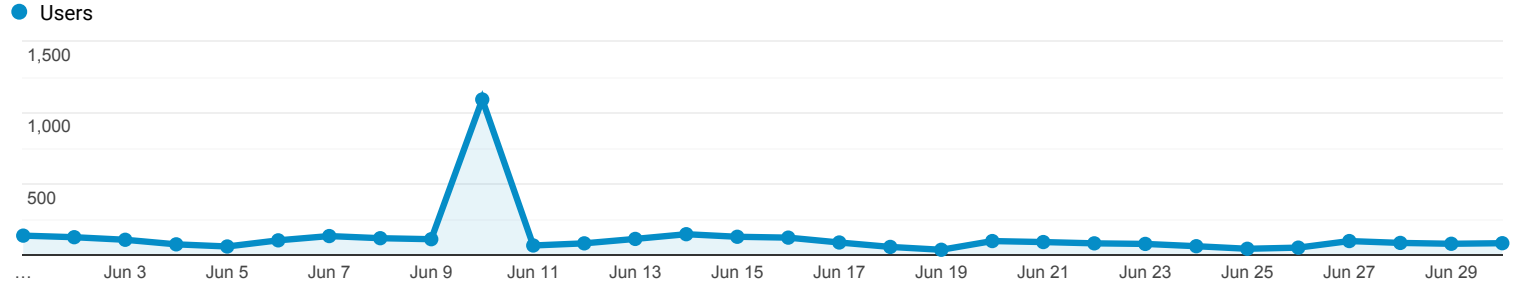
Note: This agenda is posted pursuant to the provisions of the Government Code commencing at Section 54950. The date of this posting is July 1, 2022. Posting locations are: 1) District Office; 2) Post Office; 3) Rancho Murieta Association; 4) Murieta Village Association.

RMCS D Website Stats

Jun 1, 2022 - Jun 30, 2022

All Users
100.00% Users

RMCS D Website Visitors



Region	Users	New Users	Hits	Sessions	Number of Sessions per User	Pageviews	Pages / Session	Avg. Session Duration
	3,072 % of Total: 100.00% (3,072)	2,847 % of Total: 100.04% (2,846)	9,455 % of Total: 100.00% (9,455)	4,396 % of Total: 100.00% (4,396)	1.43 % of Total: 100.00% (1.43)	9,309 % of Total: 100.00% (9,309)	2.12 Avg for View: 2.12 (0.00%)	00:01:49 Avg for View: 00:01:49 (0.00%)
1. California	1,611 (52.02%)	1,391 (48.86%)	7,714 (81.59%)	2,872 (65.33%)	1.78 (125.60%)	7,579 (81.42%)	2.64	00:02:42
2. Oregon	1,077 (34.78%)	1,076 (37.79%)	1,094 (11.57%)	1,077 (24.50%)	1.00 (70.45%)	1,083 (11.63%)	1.01	<00:00:01
3. (not set)	139 (4.49%)	134 (4.71%)	161 (1.70%)	139 (3.16%)	1.00 (70.45%)	161 (1.73%)	1.16	00:00:04
4. Virginia	70 (2.26%)	70 (2.46%)	73 (0.77%)	70 (1.59%)	1.00 (70.45%)	73 (0.78%)	1.04	00:00:05
5. Texas	20 (0.65%)	18 (0.63%)	53 (0.56%)	34 (0.77%)	1.70 (119.77%)	53 (0.57%)	1.56	00:00:19
6. Washington	20 (0.65%)	16 (0.56%)	38 (0.40%)	20 (0.45%)	1.00 (70.45%)	38 (0.41%)	1.90	00:01:12
7. Arizona	17 (0.55%)	13 (0.46%)	35 (0.37%)	20 (0.45%)	1.18 (82.88%)	35 (0.38%)	1.75	00:01:58
8. New York	13 (0.42%)	11 (0.39%)	29 (0.31%)	18 (0.41%)	1.38 (97.55%)	29 (0.31%)	1.61	00:00:26
9. Florida	12 (0.39%)	11 (0.39%)	22 (0.23%)	16 (0.36%)	1.33 (93.93%)	22 (0.24%)	1.38	00:00:18
10. Illinois	10 (0.32%)	9 (0.32%)	17 (0.18%)	12 (0.27%)	1.20 (84.54%)	17 (0.18%)	1.42	00:00:17

Rows 1 - 10 of 58

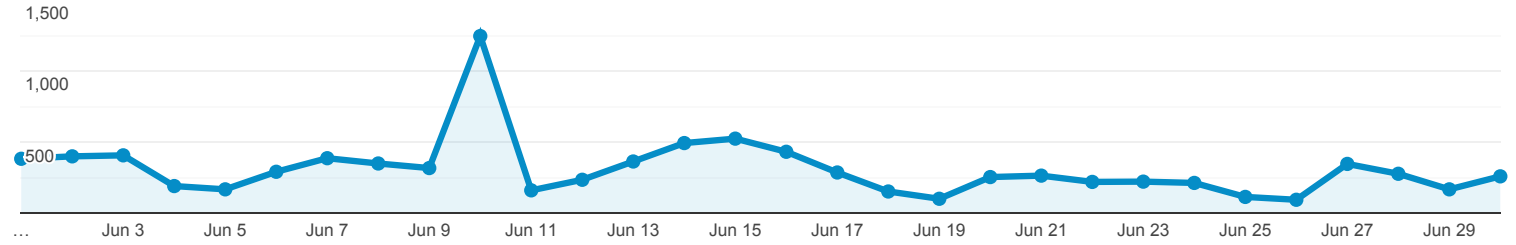
RMCS D Website Stats

Jun 1, 2022 - Jun 30, 2022

All Users
100.00% Users

RMCS D Pages

Pageviews



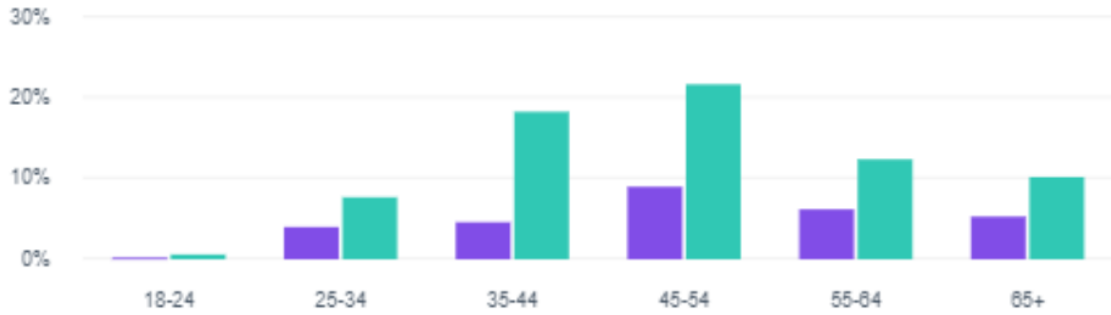
Destination Page	Pageviews	Unique Pageviews	Avg. Time on Page
	9,309 % of Total: 100.00% (9,309)	7,547 % of Total: 100.00% (7,547)	00:01:38 Avg for View: 00:01:38 (0.00%)
1. /	2,419 (25.99%)	1,749 (23.17%)	00:01:12
2. /board-of-directors	489 (5.25%)	365 (4.84%)	00:01:24
3. /how-to-pay-my-bill	340 (3.65%)	237 (3.14%)	00:02:16
4. /employment-opportunities	317 (3.41%)	248 (3.29%)	00:01:33
5. /we-want-your-input-take-our-survey	267 (2.87%)	238 (3.15%)	00:05:23
6. /district-office-and-phone-numbers	226 (2.43%)	185 (2.45%)	00:02:02
7. /2022-committee-meetings	200 (2.15%)	133 (1.76%)	00:00:34
8. /cal-waste-2022-collection-schedule-calendar	156 (1.68%)	131 (1.74%)	00:02:24
9. /prop-218-details-faq-s	146 (1.57%)	125 (1.66%)	00:03:23
10. /board-of-directors-of-meetings	131 (1.41%)	106 (1.40%)	00:01:08

Rows 1 - 10 of 1414

Audience

Age and Gender

Men 29.00%
Women 71.00%



Location

[Cities](#) [Countries](#)

Rancho Murieta, CA	233
Sacramento, CA	12
Wilton, CA	8
Elk Grove, CA	6
Sloughhouse, CA	6
Folsom, CA	4
Lincoln, CA	2
Plymouth, CA	2
Stockton, CA	2
Vacaville, CA	2